

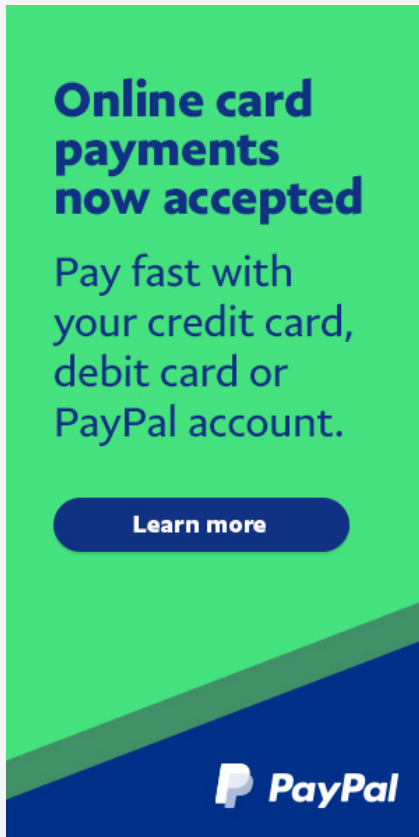


Toolkit for small business




Website assets

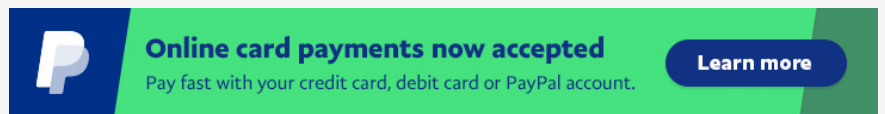
Banners and badges to place on your own websites



300x600px

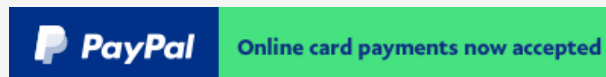


300x250px



728x90px

Badge



400x50px



300x50px

Download website assets here →



Paying your invoice online

FAQs for your website and communications

How do I pay my invoice online?

Open your emailed invoice and click on the 'Review and pay' button. This will take you directly to a payment window. Complete your payment details and confirm.

What payment options are accepted?

You can pay using your credit card, debit card or PayPal account.

Is it secure?

We monitor transactions for fraud in real time to help keep your transactions safe and we protect your eligible sales with Seller Protection.

How long does it take for my payment to go through?

We will be notified instantly that you have paid your bill.

What should I do if my PayPal Business Account is limited?

If your PayPal Business Account is limited, go to the Resolution Centre within your PayPal Business Account for more information on why the limitation was placed and how it can be removed. Generally, once you complete all the required steps, the limitation will be removed.



Copy blocks

To insert into QuickBooks invoice templates, invoice emails, or reminder emails.

We now accept online card payments. Get your bill paid fast with your credit card, debit card or PayPal account.

Want to pay your bill fast? Select 'Review and pay' to pay your bill online with a few clicks with your credit card, debit card or PayPal account.

Now accepting PayPal and card payments.

Pay fast, pay securely, pay your bill online now.



Pay your bill fast with your credit card, debit card or PayPal account.



Want to pay your bill fast?
Select 'Review and pay' to pay your bill fast



Now accepting PayPal and Card payments.



Pay fast, pay securely, pay your bill online now.

[Download website assets here](#)

