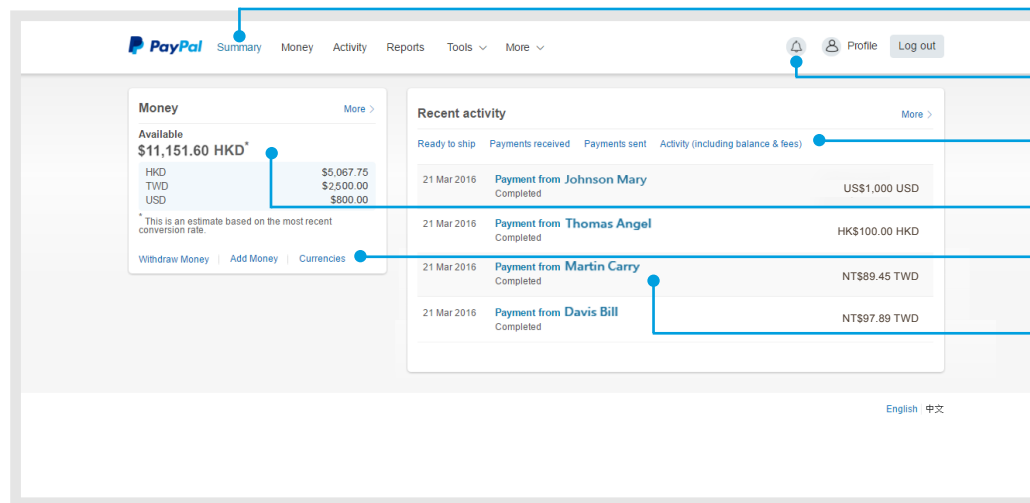


Account Overview

The account overview screen, seen when you first log into your account, is designed to give you a quick snapshot of your account.



No matter where you are, you can always **return** to your main account.

Important **alerts**.

Smart filters help organise your transactions by activity type.

Easily view your account **balances**.

Withdraw or **add money** right from the Money section.

View your most recent **transactions** with payment and order statuses.

Money

In the money tab you'll find an overview of your balances. You can also withdraw money to any linked bank account, request money, send money and add top up if needed.

The screenshot displays the PayPal 'Money' tab interface. At the top, there is a navigation bar with the PayPal logo and menu items: Summary, Money, Activity, Reports, Tools, and More. On the right side of the navigation bar, there are icons for a notification bell, a profile, and a 'Log out' button.

The main content area is titled 'Money' and features a 'Withdraw balance' button on the left. To the right, the 'Available (estimated HKD value)' is shown as **\$11,151.60 HKD***. Below this, there is a table of currency balances:

Currency	Balance
HKD (primary)	\$5,067.75
TWD	\$100.00 = \$24.40 HKD
USD	\$800.00 = \$6,083.85 HKD

Below the table, there is a link for 'Manage currencies' and a footnote: '* This amount is an estimate based on the most recent currency conversion rate.'

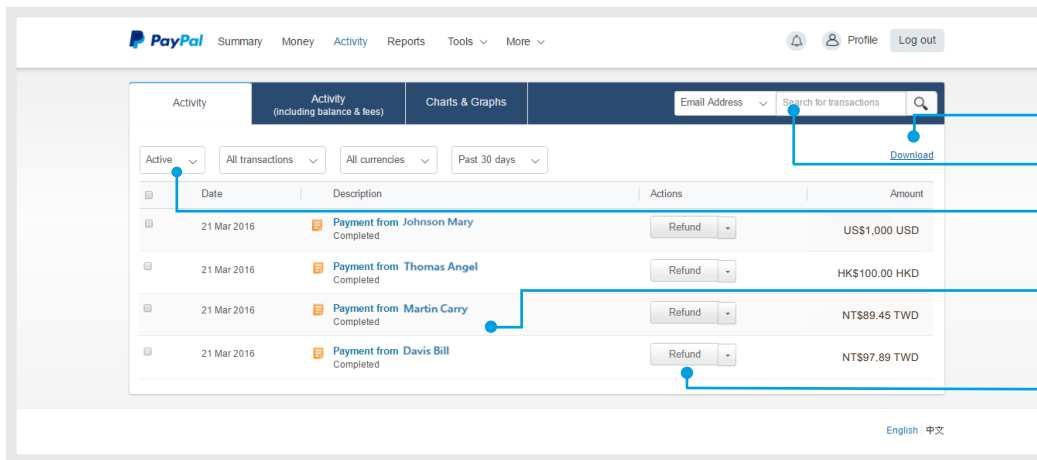
Underneath the main balance section, there are two sections: 'Bank accounts' and 'Credit and debit cards'. The 'Bank accounts' section shows a confirmed HSBC account with a masked card number 'XXXXXX-1234' and a 'View Details' link. The 'Credit and debit cards' section shows a confirmed VISA card with a masked card number 'XXXX-XXXX-XXXX-1234'.

Activity

An overview of all your transaction details.

You can update transaction status, issue refunds and etc.

There's also a view showing fees and balance, and filter / search functions that help you manage transactions easily.



Download transactions.

Search transactions by email address, order IDs and etc.

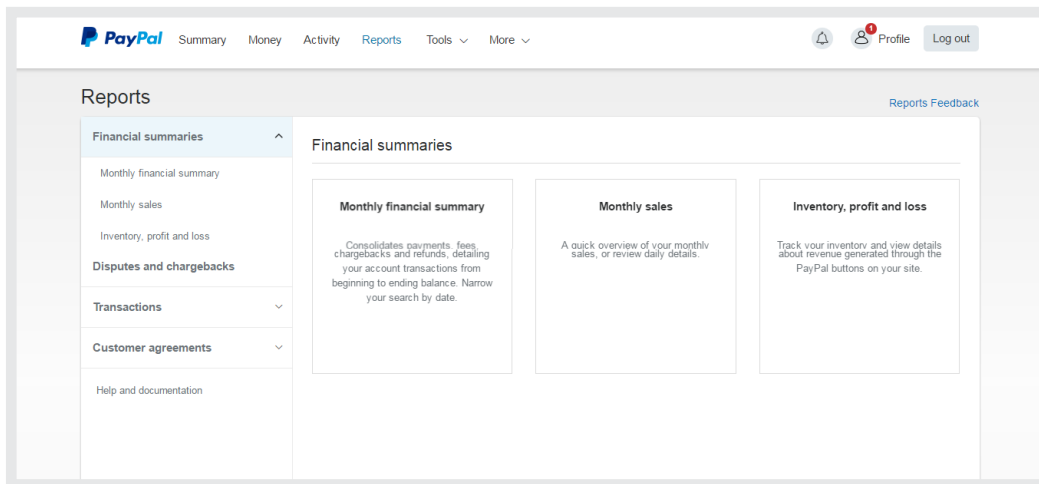
Filter transactions by type and currency.

Easily view transactions and the status of each.

Update order status or mark a transaction as shipped.

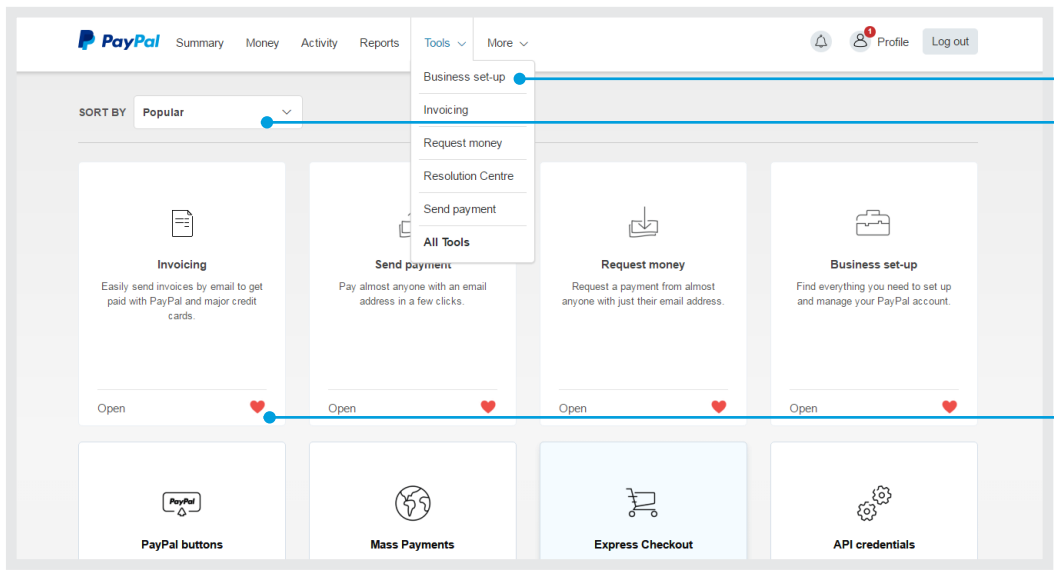
Report

Manage reports, including account statements that help you keep track of how your business is doing. All reports are categorised and placed on the left of the page, click on any of report category and find individual report for details.



Tool

All the tools to keep your business running smoothly, like request money, invoicing and Resolution Centre. Manage how you want to get-paid and account set-up through Business set-up along with our step-by-step guides. You can select your favourite tools so they're always just a click away.



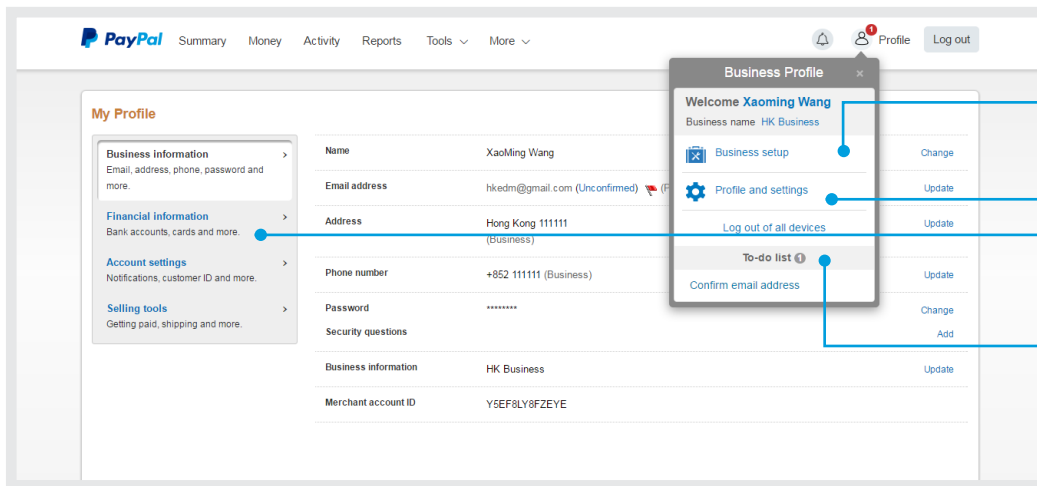
Key tool shortcuts.

Sort the tools by Alphabetical / Favourite / Popular.

Add to or remove from your favourite list.

Profile and settings

View and edit settings for your personal and business information.



Payment and account set-up. Choose your preferred ways to get paid and we'll help you along the way.

Manage and edit settings for your personal and business information, such as Business information, Financial information, Account settings and Selling tools.

Notification of your account related To-do list.