

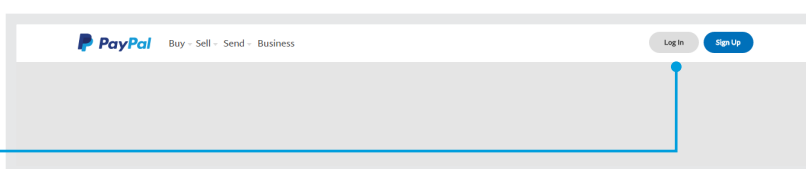
# How to verify your account

Verification of your financial details is one of our security checks to help maintain a more secure network for buyers and sellers.

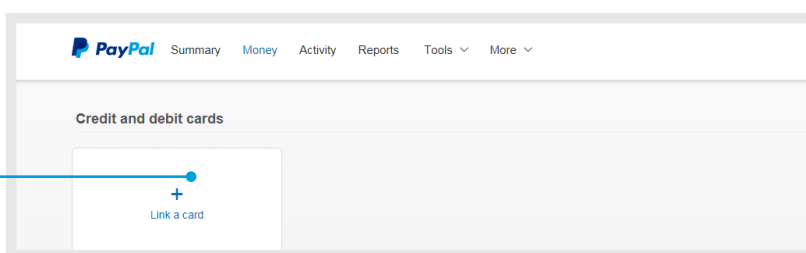
Add and link a credit card to your PayPal account. A small charge of \$70 TWD will be made to your card. This charge also generates a 4-digit code, which will appear on your credit card statement. Please contact your card issuer to obtain the code within 2-3 days. Then you can log in to your PayPal account to enter the code to complete verification process and the amount will be automatically reimbursed to your PayPal account within 24 hours.

Follow these simple steps to verify your credit card:

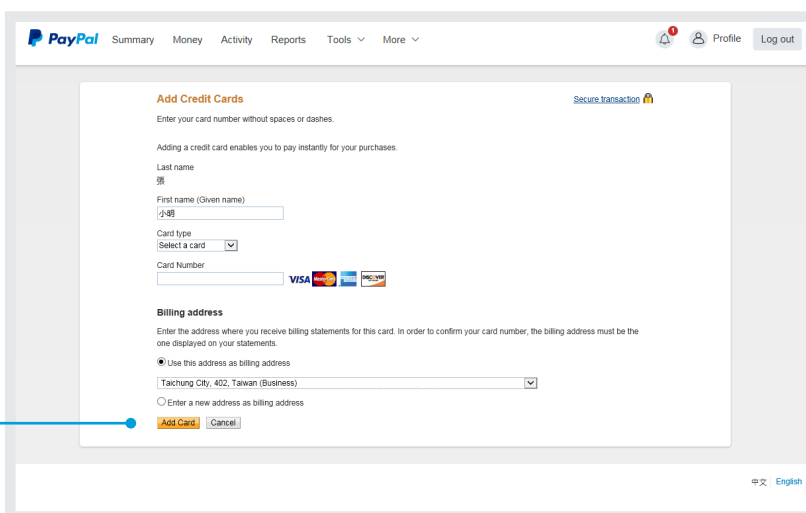
- 1 Log into your PayPal account



- 2 Click on the **Money** tab and **Link a card**



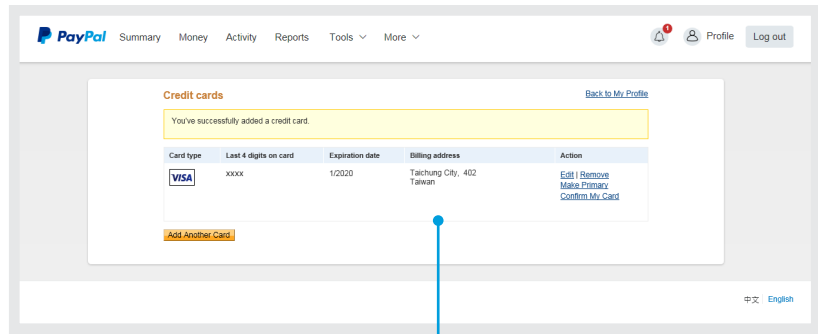
- 3 Enter your credit card details and click **Add Card**



4 Click on **Confirm your card** to continue the verification process.

A small charge of \$70 TWD will be made to your card.

This charge also generates a 4-digit code, which will appear on your credit card statement. Or please contact your card issuer to obtain the code within 2-3 days.



5 Once you have the 4-digit code, Log in to your PayPal account, click on **Confirm your card** on **Money tab**, and click on **Enter PayPal Code**, enter the code to complete verification process.

The amount will be automatically reimbursed to your PayPal account within 24 hours.

