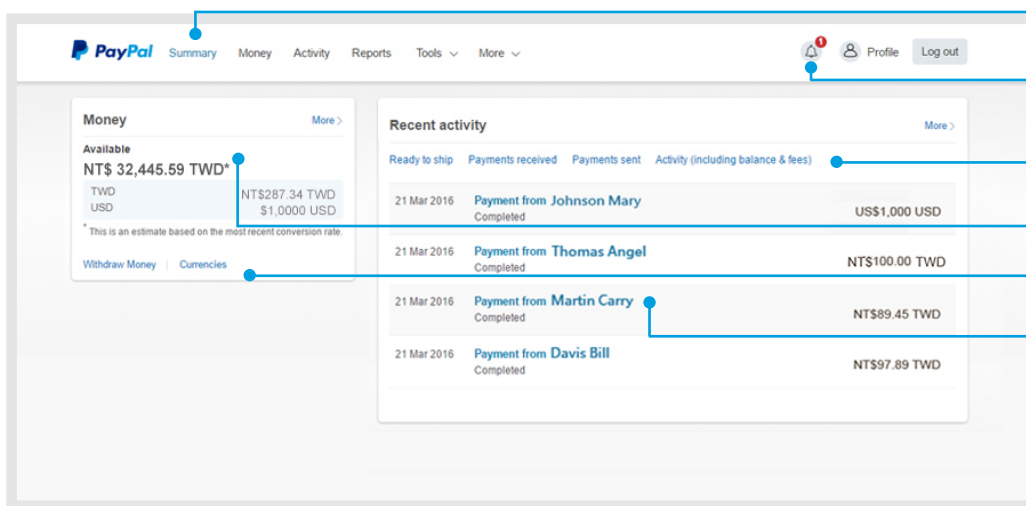


Account Overview

The account overview screen, seen when you first log into your account, gives you a quick snapshot of your account.



No matter where you are, you can always **return** to your main account.

Important **alerts**.

Smart filters help organize your transactions by activity type.

Easily view your account **balances**.

Withdraw right from the Money section.

View your most recent **transactions** with payment and order statuses.

Money

In the money tab you'll find an overview of your balances. You can also withdraw funds to your E.SUN USD or TWD bank account through E.SUN Global Pass or to your USD bank account in the U.S., request money, send money and add credit card if needed.

The screenshot displays the PayPal 'Money' tab interface. At the top, there is a navigation bar with the PayPal logo and menu items: Summary, Money, Activity, Reports, Tools, and More. On the right side of the navigation bar, there are icons for notifications, profile, and a 'Log out' button.

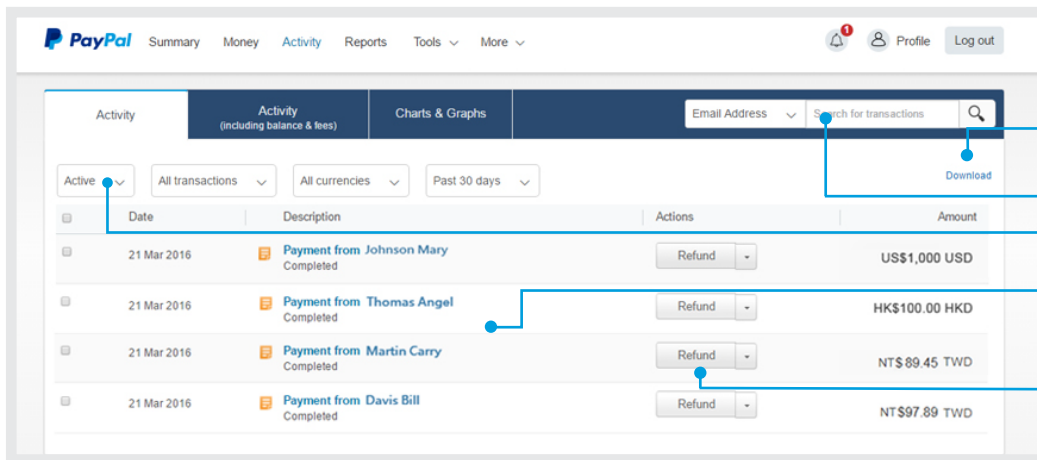
The main content area is titled 'Money' and features several interactive options on the left: 'Withdraw balance', 'Withdraw funds to your E.Sun Bank account', 'Send payments', and 'Request payments'. The central part of the interface shows the available balance: 'Available (estimated TWD value) NT\$ 32,445.59 TWD*'. Below this, a table lists the account balances:

Account Type	Balance
TWD (primary)	NT\$ 287.34 TWD
USD	\$ 10,000 USD = NT\$ 32,158.25 TWD

Below the table, there is a 'Manage currencies' link and a disclaimer: '* This amount is an estimate based on the most recent currency conversion rate.' Below the 'Money' section, there is a 'Bank' section with a '+ Link a bank' button, and a 'Credit and debit cards' section with a corresponding button.

Activity

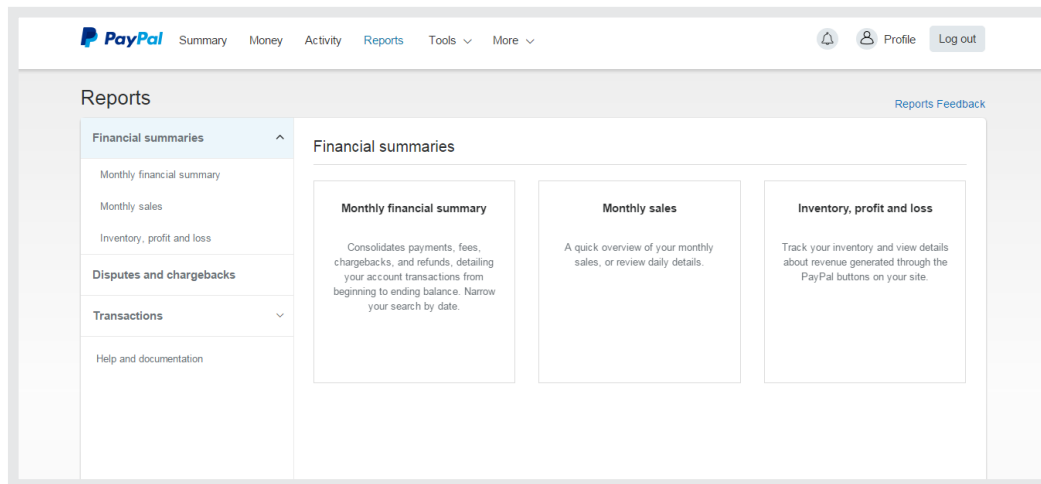
An overview of all your transaction details.
You can update transaction status, issue refunds and etc.
There's also a view showing fees and balance, and filter / search functions that help you manage transactions easily.



- Download transactions.
- Search transactions by email address, order IDs and etc.
- Filter transactions by type and currency.
- Update order status or mark a transaction as shipped.
- Easily view transactions and the status of each.

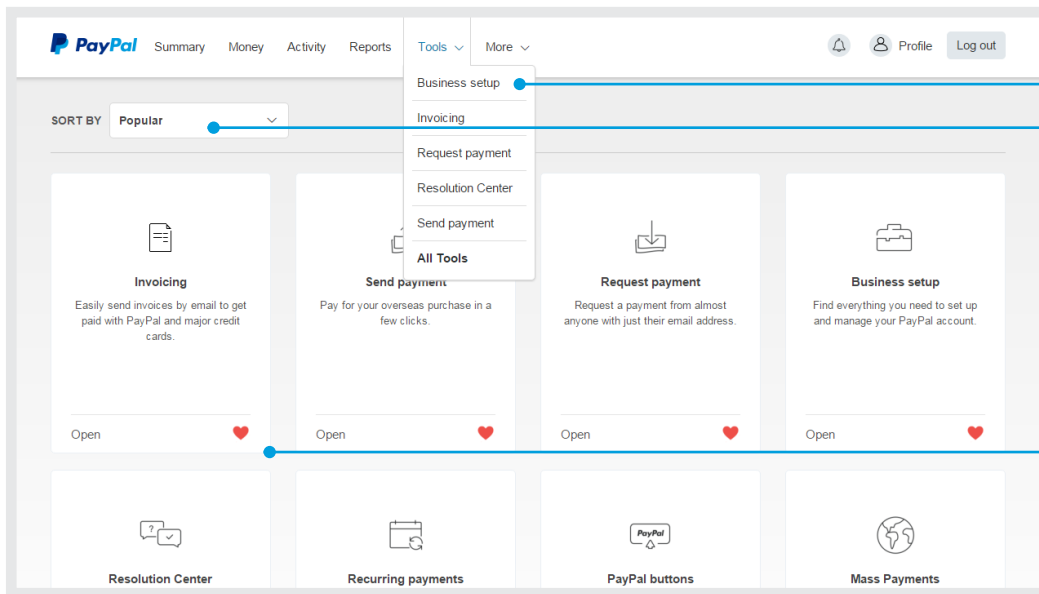
Report

Manage reports, including account statements that help you keep track of how your business is doing. All reports are categorized and placed on the left of the page, click on any of report category and find individual report for details.



Tool

All the tools to keep your business running smoothly, like request money, invoicing and Resolution Centre. Manage how you want to get-paid and account set-up through Business set-up along with our step-by-step guides. You can select your favorite tools so they're always just a click away.



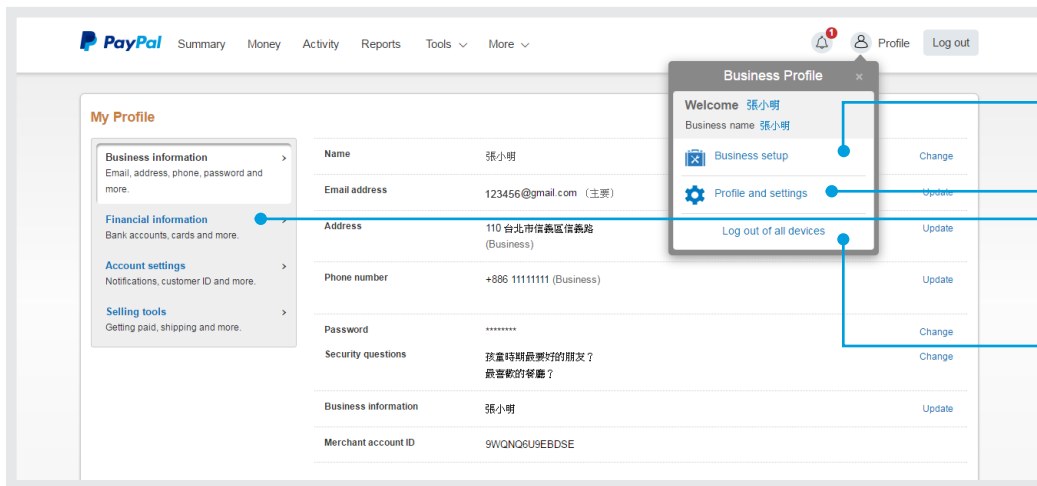
Key tool shortcuts.

Sort the tools by Alphabetical / Favorite / Popular.

Add to or remove from your favorite list.

Profile and settings

View and edit settings for your personal and business information.



Payment and account set-up. Choose your preferred ways to get paid and we'll help you along the way.

Manage and edit settings for your personal and business information, such as Business information, Financial information, Account settings and Selling tools.

Notification of your account related To-do list.